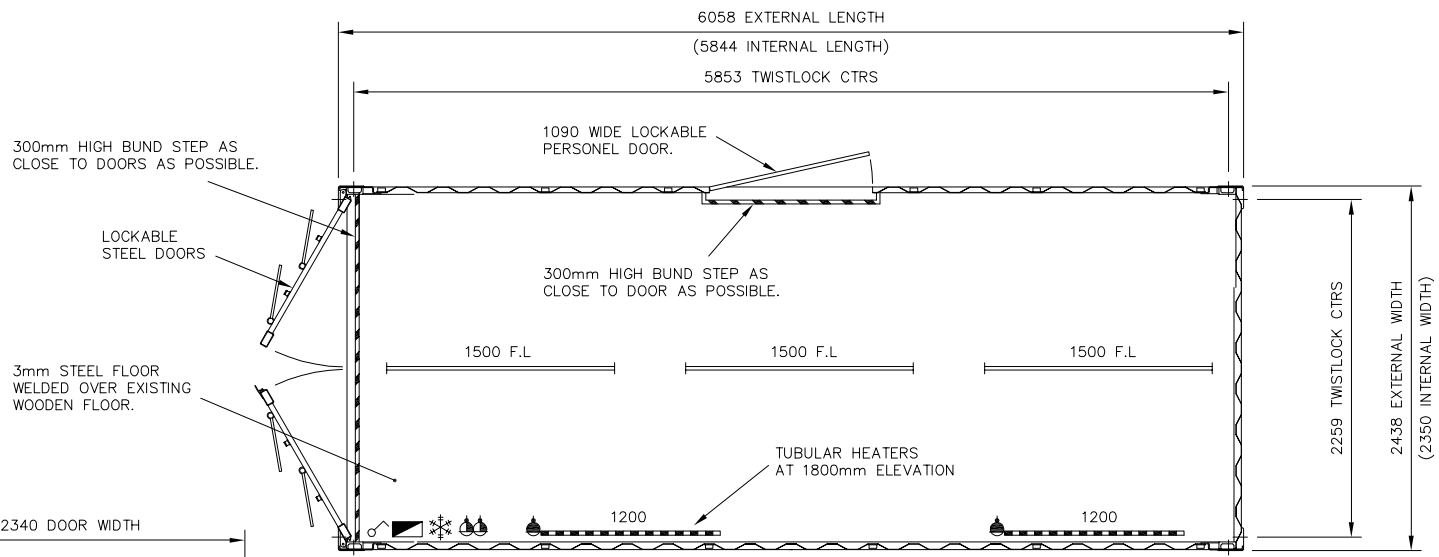
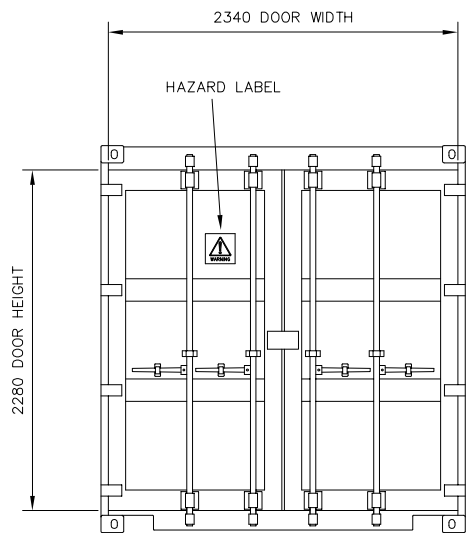


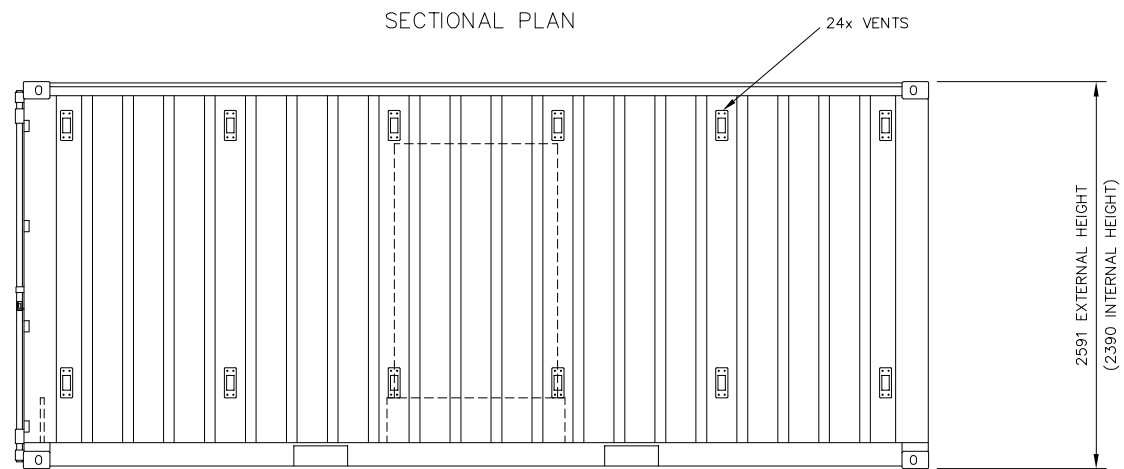
portablespace



SECTIONAL PLAN



END ELEVATION



SIDE ELEVATION

- DISTRIBUTION BOARD
- CONVECTOR HEATER
- TUBULAR HEATER
- HIGH LEVEL FAN HEATER
- FLUORESCENT LIGHT
- BULKHEAD LIGHT
- WATER HEATER
- 13A TWIN SOCKET - LOW
- 13A TWIN SOCKET - HIGH
- WALL LIGHT SWITCH
- PULL LIGHT SWITCH
- THERMOSTAT
- EXTRACTION FAN
- COOKER POINT
- SHOWER HEATER
- COAT HOOKS
- SLIDING WINDOW COMPLETE WITH SHUTTER
- HL HIGH LEVEL
- TOV TOP OPENING VENT
- WT WORKTOP
- ML MORTICE LOCK
- BL BATHROOM LOCK
- DL5 5 LEVER DEADLOCK
- RL ROLLER LATCH
- BB BARREL BOLTS
- FROST STAT FROST STAT
- VENT VENT

UNLADEN WEIGHT (KG)	
MAXIMUM LADEN WEIGHT (KG)	
MAXIMUM LIFT WEIGHT (KG)	

DRAWING STATUS		COLOUR		Project	
1	<input checked="" type="checkbox"/> PRELIMINARY FOR INFORMATION ONLY	OVERALL CAPACITY (M3)	32.8	20' X 8' BUNDED CHEMICAL STORE C/W ELECTRICS, HEATING & PERSONEL DOOR	
2	<input type="checkbox"/> ISSUED FOR APPROVAL	BUND CAPACITY (M3)	4.00	Title	
3	<input type="checkbox"/> CLIENT APPROVED	BUND CAPACITY (LITRES)	4000	PLAN LAYOUT	
4	<input type="checkbox"/> ISSUED FOR CONSTRUCTION	Date	29-04-08	Scale	1 : 50
5	<input type="checkbox"/> AS BUILT	Product Code		Drawn By	S.J.B
6	<input type="checkbox"/>	Drawing No.	524	Rev.	